

Distributor	Distributor No.	Contact Person
Customer	Customer No.	Contact Person
E-mail	Telephone	Fax
FSE Name	Inquiry Date	Expected Date of Quote

Submit To: **Walter USA**

Industry:

Automotive
 Energy
 Aerospace
 General
 Railway

Quantity:
 1
 2
 3
 4
 5
 10
 20
*The price for 1 piece will be equivalent to the price for 2 pieces.

Data – Workpiece:

Workpiece material:

Drilling depth:
max. drilling depth 5xD_{C1}

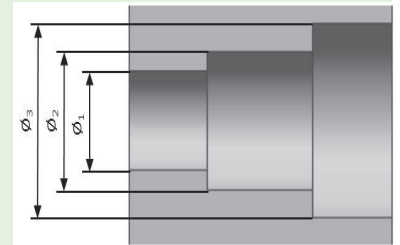
Hole type:

Piece part rough dimensions:

Ø₁ =

Ø₂ =

Ø₃ =

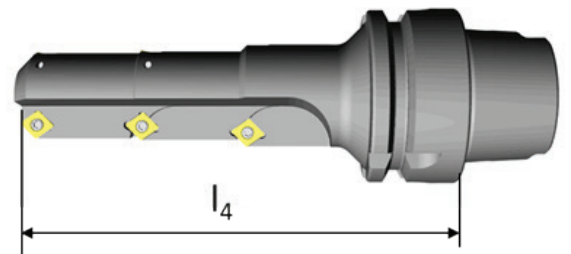


- All length and diameter measurements are in mm.
- If possible, add drawings of unmachined and machined part.
- You will receive a prompt reply, after we have assessed the technical feasibility of your inquiry.

Gauge Length – Tool:

l₄ =

Limit: l₄ ≤ 300 mm



Shank:

SK / CAT SK DIN 69871, Form AD

30 45
 40 50
 CAT
 40 50
 45

HSK DIN 69893, Form A

40
 50
 63
 80
 100

CAPTO

C3
 C4
 C5
 C6

NCT

25
 32
 40
 50
 63
 80

Cylindrical Shank ISO 9766

Clamping flat Yes No Clamping flat Yes

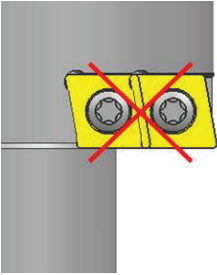
Metric 20 40 Inch 0.750 1.500
 25 50 1.000 2.000
 32 1.250

Additional notes:

Shipment of the tool within 3 weeks after the receipt of the signed drawing approval and purchase order. You will find additional information about Walter Xpress at www.walter-tools.com/us

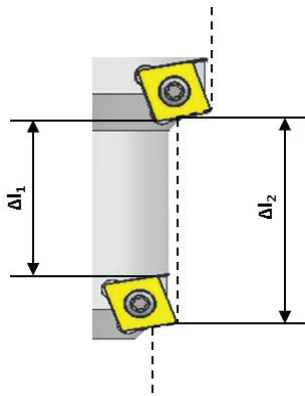
All green highlighted fields are mandatory fields to design the special tool. The other input fields are optional.

- Multiple inserts on same cutting plane not possible.

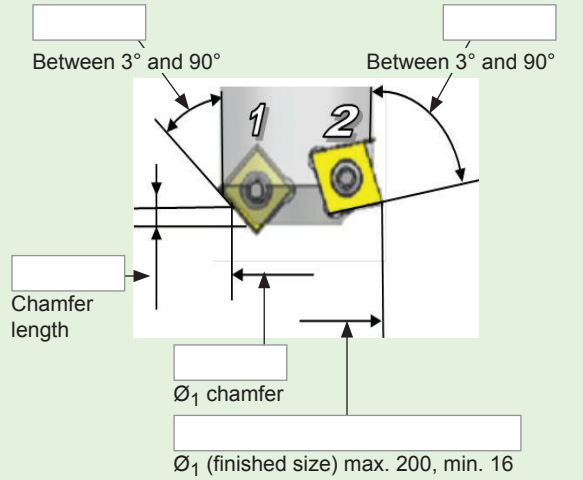


- Number of teeth ($Z_{min}=1$; $Z_{max}=4$) of boring steps will be adapted to task.

- Design limits of single step length are $\Delta l_1 \geq 5 \text{ mm}$ and $\Delta l_2 \geq 10 \text{ mm}$.



Diameter 1 / Step 1 Geometry:



Insert position 1:

Insert seat Cartridge seat



Cartridge designation:

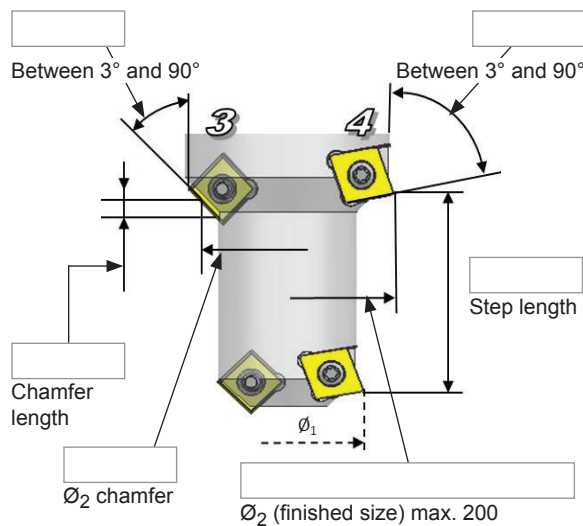
Insert position 2:

Insert seat Cartridge seat



Cartridge designation:

Diameter 2 / Step 2 Geometry:



Insert position 3:

Insert seat Cartridge seat



Cartridge designation:

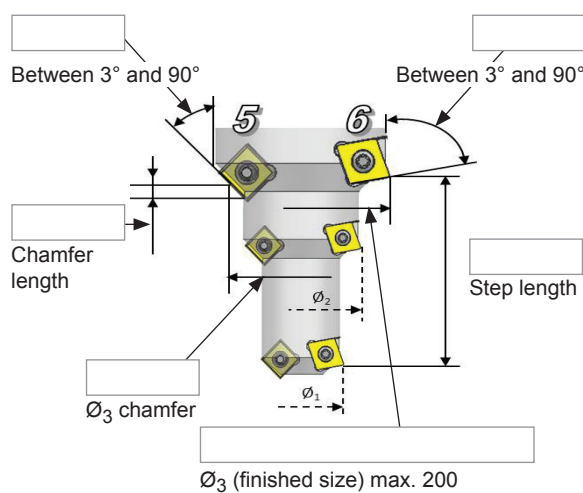
Insert position 4:

Insert seat Cartridge seat



Cartridge designation:

Diameter 3 / Step 3 Geometry:



Insert position 5:

Insert seat Cartridge seat



Cartridge designation:

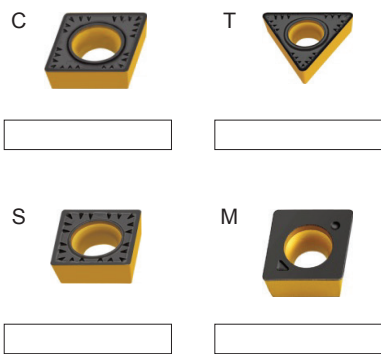
Insert position 6:

Insert seat Cartridge seat



Cartridge designation:

Preferred Insert:



If the tool cannot be processed as a Walter Xpress tool, it will be processed as special tool with longer delivery time.

Additional notes:

Shipment of the tool within 3 weeks after the receipt of the signed drawing approval and purchase order. You will find additional information about Walter Xpress at www.walter-tools.com/us

All green highlighted fields are mandatory fields to design the special tool. The other input fields are optional.